

STEPS TO SUBMIT ONLINE ADMISSION FORM



Admission in Post-RN BSN (2-years Program)

I- DEMOGRAPHICS :

Deposit Slip No.(*)	Name(*)	Father/Husband Name(*)	CNIC (*)
<input type="text"/>	<input type="text"/>	<input type="text"/>	<input type="text"/>
Permanent Address(*)	Email(*)	Cell No(*)	
<input type="text"/>	<input type="text"/>	<input type="text"/>	
Date of Birth(*)	Domicile(*)	Marital Status(*)	Religion(*)
<input type="text"/>	<input type="text"/>	<input type="text"/>	<input type="text"/>

II- ACADEMIC QUALIFICATION :

S.No.	Qualification	From(*)	To(*)	Institution Attended/Board	Division(*)	Percentage %(*)	
1	<input type="text"/>	<input type="text"/>	<input type="text"/>	<input type="text"/>	<input type="text"/>	<input type="text"/>	Delete

[Add New Row](#)

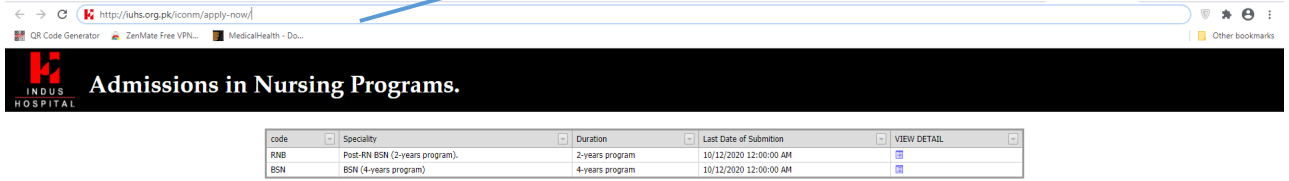
III- PROFESSIONAL QUALIFICATION :

SNo	Name of Institute(*)	From(*)	To(*)	Specialty(*)	
1	<input type="text"/>	<input type="text"/>	<input type="text"/>	<input type="text"/>	Delete

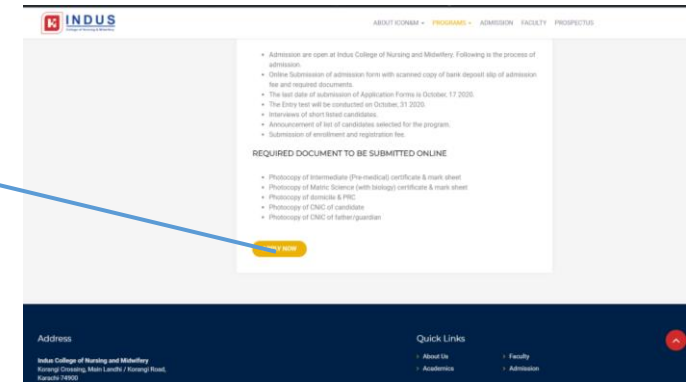
[Add New Row](#)

STEP NO 1.

Open form URL : <http://iuhs.org.pk/iconm/apply-now/>

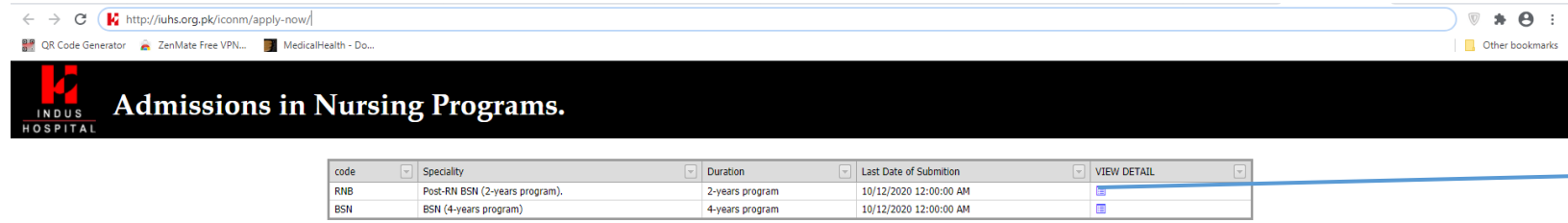


Or You can apply Now from Indus College of Nursing and Midwifery website too.



STEP NO 2.

Click view details of your selected program.



Click here

STEP NO 3.

Fill required CNIC and Mobile number

INDUS HOSPITAL Admission in Post-RN BSN (2-years Program)

CNIC (*)
12345-6789011-1

Mobile(*)
03001234567

Print Challan

Incorrect information.Please Provide valid information.

If Chalan Number Exist Please Click

Fill

STEP NO 4.

Click on Print Challan

INDUS HOSPITAL Admission in Post-RN BSN (2-years Program)

CNIC (*)
12345-6789011-1

Mobile(*)
03001234567

Print Challan

Incorrect information.Please Provide valid information.

If Chalan Number Exist Please Click

Click here

STEP NO 5.

Print Fee receipt and submit fee at the bank

CODE	DESCRIPTION	PERIOD	AMOUNT
	Security Deposit		
	Admission Fee		
	Form Charges		2100
	Tuition Fee		
	General Nursing (Female)		
	General Nursing (Male)		
	Genetic BSN		
	Post RN BSN		
	Post RN Midwifery		
	Diploma in Cardiology		
	Diploma in Paeds Oncology		
	Nurse Aid Fee		
	Meal Fee		
	Late Fee		
	Other Fee		
	TOTAL		2100

Print receipt

STEP NO 6 and 7.

Once fee submitted then scan paid fee receipt and submit online by click on button as shown in the screenshot.

jobportal.th.org.pk/NRChallan.aspx?NurPostId=1&Code=RN8

QR Code Generator ZenMate Free VPN... MedicalHealth - Do...

INDUS HOSPITAL Admission in Post-RN BSN (2-years Program)

CNIC (*)

Mobile(*)

Print Challan

If Chalan Number Exist Please Click

Click here

STEP NO 8.

Fill all required fields of form including bank slip number

INDUS HOSPITAL Admission in Post-RN BSN (2-years Program)

I- DEMOGRAPHICS :

Deposit Slip No. (*) 123456	Name(*) Naveed	Father/Husband Name(*) Muhammad Iqbal Hussain	CNIC (*) 1234-4567899-0
Permanent Address(*) abc road xyz	Email(*) abc@email.com	Cell No(*) 03001234567	
Date of Birth(*) 9/24/2020	Domicile(*) 123456	Marital Status(*) Married	Religion(*) Islam

II- ACADEMIC QUALIFICATION :

S.No. Qualification	From(*)	To(*)	Institution Attended/Board	Division(*)	Percentage %(*)	
1 Matric	9/1/1995	7/31/2005	SSC	A	77%	Delete

Add New Row

III- PROFESSIONAL QUALIFICATION :

SNo Name of Institute(*)	From(*)	To(*)	Specialty(*)	
1				Delete

Add New Row

Fill

STEP NO 9.

Submit Bank slip and all other required documents

Each document must be jpeg/jpg or pdf format, within 2 MB in size.

Diploma of General Nursing with Marksheet(*)

Choose File No file chosen

Diploma of one Year Specialization with Marksheet(*)

Choose File No file chosen

PNC Registration Card Valid(*)

Choose File No file chosen

One Year of Job Experience

Certificates can be submitted at admission time.

Choose File No file chosen

NOC can be submitted at admission time.

Choose File No file chosen

CNIC / B-Form(*)

Choose File No file chosen

Academic Certificate / Degree with Marksheet(*)

Choose File No file chosen

Domicile(*)

Choose File No file chosen

Passport size photographs(*)

Choose File No file chosen

CNIC Card of Father / Guardian(*)

Choose File No file chosen

Bank Slip(*)

Choose File No file chosen

Click here

Submit

STEP NO 10.

Once all fields were filled and documents attached then click on submit button as see in screenshot below

The screenshot shows a web browser window displaying the admission form for Indus Hospital. The browser's address bar shows the URL: `jobportal.tih.org.pk/RNApplication.aspx?Code=RN&NurPostId=1`. The page title is "Admission in Post-RN BSN (2-years Program)".

The form is divided into several sections:

- V- GUARDIAN/FATHER**: Includes fields for Name(*), Relationship(*), Address(*), and Contact(*).
- VI- REFERENCES**: Includes fields for Reference 1 Name(*), Address(*), Contact No(*), Reference 2 Name(*), Address(*), and Contact No(*).
- Document Upload Grid**: A grid of 12 document upload fields, each with a "Choose File" button and "No file chosen" text. The documents listed are:
 - Diploma of General Nursing with Marksheet(*)
 - Diploma of one Year Specialization with Marksheet(*)
 - PNC Registration Card Valid(*)
 - One Year of Job Experience Certificates (Note: Can be submitted at admission time.)
 - NOC (Note: Can be submitted at admission time.)
 - CNIC / B-Form(*)
 - Academic Certificate / Degree with Marksheet(*)
 - Domicile(*)
 - Passport size photographs(*)
 - CNIC Card of Father / Guardian(*)
 - Bank Slip(*)

A red "Submit" button is located at the bottom right of the form area. A blue arrow points from the text "Click Submit" to this button.

Click Submit

THANKYOU